



VRLA Rechargeable Battery

EP12-12

FEATURES

- Absorbent Glass Mat technology for efficient gas recombination
- Maintenance free(no water topping-up required)
- No free acid(Non-spillable battery)
- Can be used in any orientation(excluding used inverted)
- The battery is designed for heavy duty cyclic application
- Its design life is approx.400 cycles at 100% discharge in cycle service at 77°F/25°C


APPLICATION

- UPS
- Electric Vehicle
- Power Packs
- Fishing Lights
- Lawn mower



SPECIFICATIONS

Nominal Voltage	12V
Nominal Capacity	12.0 Ah@20 Hour Rate (600mA, 10.5V)
Approx. Weight	4200g(9.26lbs.)
Terminals	T2 (Faston Tab 250) T1 is optional
Max. Discharge Current	180 A (5 sec.)
Max. Charge Current	3.60 A
Operating Temperature Range	Charge 0°C~40°C(32°F~104°F) Discharge -20°C~50°C(-4°F~122°F) Storage -20°C~40°C(-4°F~104°F)
Internal Resistance	≤16mΩ (Fully Charged)
Container Material	Standard: ABS(UL 94-HB) EP12-12 Optional: Flame Retardant ABS (UL 94-V0) EP12-12FR

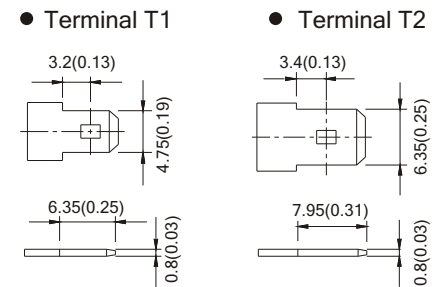
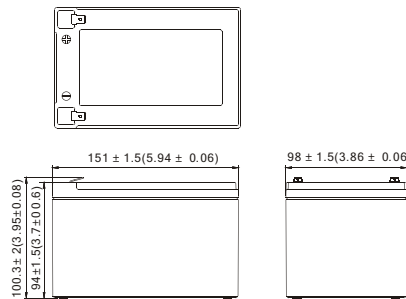


DIMENSION(mm/inch)

OUTER DIMENSIONS

TERMINAL TYPE

- Length
151±1.5(5.94±0.06)
- Width
98±1.5(3.86±0.06)
- Container Height
94±1.5(3.70±0.06)
- Total Height
100.3±2.0(3.95±0.08)



Constant power discharge characteristics at 25°C/77°F Unit: W

Discharge Time	5 Min	10 Min	15 Min	30 Min	1 Hr	3 Hr	5 Hr	10 Hr	20 Hr
1.80V	391.0	293.8	238.1	143.2	83.0	35.0	24.10	13.48	7.05
1.75V	452.0	318.3	249.0	148.6	85.5	35.7	24.50	13.68	7.20
1.70V	480.0	329.8	256.7	152.0	87.0	36.0	24.60	13.75	7.23
1.65V	502.0	337.7	262.6	154.2	88.0	36.3	24.70	13.80	7.25
1.60V	518.0	344.4	267.8	155.7	88.9	36.5	24.80	13.80	7.25

Constant current discharge characteristics at 25°C/77°F Unit: A

Discharge Time	5 Min	10 Min	15 Min	30 Min	1 Hr	3 Hr	5 Hr	10 Hr	20 Hr
1.80V	35.23	25.86	20.70	12.14	6.97	2.92	2.008	1.123	0.588
1.75V	41.47	28.02	21.65	12.59	7.18	2.98	2.042	1.140	0.600
1.70V	44.04	29.03	22.32	12.88	7.31	3.00	2.050	1.146	0.603
1.65V	46.06	29.73	22.83	13.07	7.39	3.03	2.058	1.150	0.604
1.60V	47.52	30.32	23.29	13.19	7.47	3.04	2.067	1.150	0.604

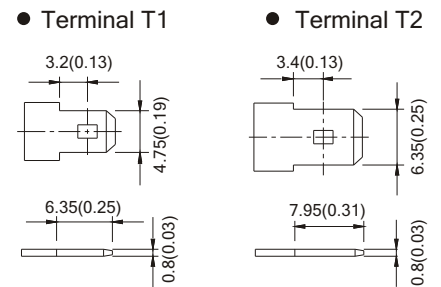
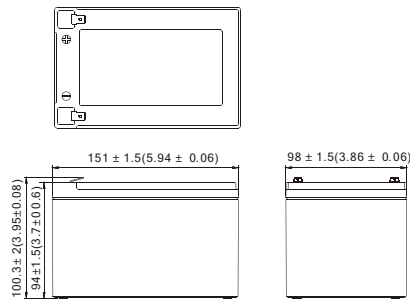
All data and artworks shall be changed without prior notice, BB reserves the right to explain and update the information contained hereinto.

DIMENSION(mm/inch)

OUTER DIMENSIONS

TERMINAL TYPE

- **Length**
151±1.5(5.94±0.06)
- **Width**
98±1.5(3.86±0.06)
- **Container Height**
94±1.5(3.70±0.06)
- **Total Height**
100.3±2.0(3.95±0.08)



Constant power discharge characteristics at 25 °C/77 °F Unit: W

F.V. (V/cell) \ Discharge Time	5 Min	10 Min	15 Min	30 Min	1 Hr	3 Hr	5 Hr	10 Hr	20 Hr
1.80V	391.0	293.8	238.1	143.2	83.0	35.0	24.10	13.48	7.05
1.75V	452.0	318.3	249.0	148.6	85.5	35.7	24.50	13.68	7.20
1.70V	480.0	329.8	256.7	152.0	87.0	36.0	24.60	13.75	7.23
1.65V	502.0	337.7	262.6	154.2	88.0	36.3	24.70	13.80	7.25
1.60V	518.0	344.4	267.8	155.7	88.9	36.5	24.80	13.80	7.25

Constant current discharge characteristics at 25 °C/77 °F Unit: A

F.V. (V/cell) \ Discharge Time	5 Min	10 Min	15 Min	30 Min	1 Hr	3 Hr	5 Hr	10 Hr	20 Hr
1.80V	35.23	25.86	20.70	12.14	6.97	2.92	2.008	1.123	0.588
1.75V	41.47	28.02	21.65	12.59	7.18	2.98	2.042	1.140	0.600
1.70V	44.04	29.03	22.32	12.88	7.31	3.00	2.050	1.146	0.603
1.65V	46.06	29.73	22.83	13.07	7.39	3.03	2.058	1.150	0.604
1.60V	47.52	30.32	23.29	13.19	7.47	3.04	2.067	1.150	0.604